

PORSCHE GT3 CUP BENELUX - CENTRAL EUROPE


SPA EURO RACE

QUALIFYING 1

Analysis

■ Personal Best
 ■ Session Best
 ■ B Crossing the finish line in pit lane

Lap	Time	Sector 1	Sector 2	Sector 3	Kph	Elapsed	Lap	Time	Sector 1	Sector 2	Sector 3	Kph	Elapsed	
2	Hans FABRI NED							4	2:26.974	41.689	1:07.531	37.754	171.6	10:00.912
	Team Raceart PORSCHE GT3 CUP 991							5	2:36.048 B	41.174	1:08.372	46.502	161.6	12:36.960
1	3:40.004	1:35.327	1:20.305	44.372	114.6	3:40.004	6	5:40.537	3:49.400	1:11.755	39.382	74.0	18:17.497	
2	2:40.568	44.590	1:12.918	43.060	157.0	6:20.572	7	2:32.779	45.396	1:08.722	38.661	165.0	20:50.276	
3	2:36.252	44.892	1:11.901	39.459	161.4	8:56.824								
4	2:33.352	43.741	1:10.759	38.852	164.4	11:30.176								
5	2:32.695	43.277	1:10.656	38.762	165.1	14:02.871								
6	2:31.621	42.958	1:10.294	38.369	166.3	16:34.492								
7	2:36.498	43.137	1:11.271	42.090	161.1	19:10.990								
8	2:32.129	42.812	1:10.314	39.003	165.7	21:43.119								
3	Roger GROUWELS NED							11	Wolfgang TRILLER DEU					
	Team Raceart PORSCHE GT3 CUP 991								Platinum Racing PORSCHE GT3 CUP 991					
1	3:38.610	1:38.402	1:19.848	40.360	115.3	3:38.610	1	3:50.226	1:50.872	1:16.086	43.268	109.5	3:50.226	
2	2:33.286	42.552	1:10.874	39.860	164.5	6:11.896	2	2:27.566	41.996	1:07.799	37.771	170.9	6:17.792	
3	2:28.236	42.070	1:08.305	37.861	170.1	8:40.132	3	2:27.091	41.661	1:07.677	37.753	171.4	8:44.883	
4	2:28.453	41.768	1:08.952	37.733	169.8	11:08.585	4	2:42.219 B	44.079	1:10.516	47.624	155.4	11:27.102	
5	2:27.558	41.860	1:08.017	37.681	170.9	13:36.143	5	5:16.153	3:27.616	1:08.287	40.250	79.8	16:43.255	
6	2:41.274 B	43.638	1:09.634	48.002	156.3	16:17.417	6	2:26.897	41.653	1:07.710	37.534	171.6	19:10.152	
							7	2:38.320	41.517	1:14.878	41.925	159.3	21:48.472	
4	Menno VAN DE GRIJSPAARDE NED							12	Jörn SCHMIDT-STAADE DEU					
	GP Elite PORSCHE GT3 CUP 991								JSS Beteiligungsgesellschaft GmbH PORSCHE GT3 CUP 991					
1	4:18.145	2:12.230	1:20.687	45.228	97.7	4:18.145	1	3:09.234	1:13.218	1:14.994	41.022	133.2	3:09.234	
2	2:46.430	41.804	1:23.387	41.239	151.5	7:04.575	2	2:27.773	41.735	1:08.312	37.726	170.6	5:37.007	
3	2:28.738	41.996	1:08.877	37.865	169.5	9:33.313	3	2:26.351	41.501	1:07.480	37.370	172.3	8:03.358	
4	2:51.726	46.167	1:23.704	41.855	146.8	12:25.039	4	2:26.084	41.224	1:07.348	37.512	172.6	10:29.442	
5	2:29.233	41.968	1:09.425	37.840	169.0	14:54.272	5	2:46.148 B	44.695	1:08.904	52.549	151.8	13:15.590	
6	3:05.078 B	45.196	1:20.668	59.214	136.2	17:59.350								
6	Yves NOEL BEL							14	Koen WAUTERS BEL					
	Car Tuning Lease Motorsport PORSCHE GT3 CUP 991								DVB Racing PORSCHE GT3 CUP 991					
1	4:07.002	1:56.611	1:21.289	49.102	102.1	4:07.002	1	6:46.244	4:51.841	1:13.346	41.057	62.1	6:46.244	
2	2:39.928	44.758	1:14.671	40.499	157.7	6:46.930	2	2:37.218	41.901	1:15.861	39.456	160.4	9:23.462	
3	2:36.063	43.990	1:12.830	39.243	161.6	9:22.993	3	2:27.695	41.800	1:08.356	37.539	170.7	11:51.157	
4	2:46.651 B	44.539	1:13.400	48.712	151.3	12:09.644	4	2:27.708	41.465	1:08.250	37.993	170.7	14:18.865	
5	4:23.761	2:27.694	1:16.098	39.969	95.6	16:33.405	5	2:47.715 B	45.061	1:14.151	48.503	150.3	17:06.580	
6	2:34.284	43.488	1:11.624	39.172	163.4	19:07.689								
7	2:33.416	43.038	1:11.511	38.867	164.4	21:41.105								
7	Jedrzej SZCZESNIAK POL							15	Robert LUKAS POL					
	GT3 Poland PORSCHE GT3 CUP 991								Forch Racing by Lukas Motorsport PORSCHE GT3 CUP 991					
1	4:35.027	2:16.300	1:31.362	47.365	91.7	4:35.027	1	3:01.178	1:04.437	1:14.303	42.438	139.2	3:01.178	
2	2:30.489	43.216	1:09.563	37.710	167.5	7:05.516	2	2:24.776	41.125	1:06.777	36.874	174.2	5:25.954	
3	3:02.521	41.620	1:33.594	47.307	138.1	10:08.037	3	2:23.463	40.777	1:05.988	36.698	175.8	7:49.417	
4	2:27.628	42.156	1:07.923	37.549	170.8	12:35.665	4	2:35.028 B	40.690	1:06.583	47.755	162.6	10:24.445	
5	2:28.125	41.777	1:08.595	37.753	170.2	15:03.790								
6	2:27.400	41.742	1:08.284	37.374	171.1	17:31.190								
7	2:59.802	41.631	1:08.867	1:09.304	140.2	20:30.992								
9	Christopher BAUER GER							17	Jurgen VAN HOVER BEL					
	Forch Racing PORSCHE GT3 CUP 991								Speedlover PORSCHE GT3 CUP 991					
1	2:40.375	50.624	1:10.908	38.843	157.2	2:40.375	1	3:04.784	1:12.856	1:09.660	42.268	136.5	3:04.784	
2	2:27.418	41.896	1:07.878	37.644	171.0	5:07.793	2	2:26.203	41.536	1:07.301	37.366	172.5	5:30.987	
3	2:26.145	41.438	1:07.381	37.326	172.5	7:33.938	3	2:28.853	41.477	1:07.811	39.565	169.4	7:59.840	
							4	2:52.890 B	45.826	1:14.175	52.889	145.8	10:52.730	
							20	Pierre PIRON BEL						
								Mediacom PORSCHE GT3 CUP 991						
1	3:25.181	1:19.083	1:20.538	45.560	122.9	3:25.181	1	3:25.181	1:19.083	1:20.538	45.560	122.9	3:25.181	
2	2:49.197	47.165	1:16.140	45.892	149.0	6:14.378	2	2:49.197	47.165	1:16.140	45.892	149.0	6:14.378	
3	2:28.562	41.532	1:09.125	37.905	169.7	8:42.940	3	2:28.562	41.532	1:09.125	37.905	169.7	8:42.940	
4	2:27.752	41.598	1:08.084	38.070	170.7	11:10.692	4	2:27.752	41.598	1:08.084	38.070	170.7	11:10.692	
5	2:48.713	47.337	1:19.852	41.524	149.4	13:59.405	5	2:48.713	47.337	1:19.852	41.524	149.4	13:59.405	
6	2:28.562	41.717	1:09.147	37.698	169.7	16:27.967	6	2:28.562	41.717	1:09.147	37.698	169.7	16:27.967	
7	3:07.763 B	49.762	1:23.719	54.282	134.3	19:35.730	7	3:07.763 B	49.762	1:23.719	54.282	134.3	19:35.730	



PORSCHE GT3 CUP BENELUX - CENTRAL EUROPE


SPA EURO RACE

QUALIFYING 1

Analysis

■ Personal Best
 ■ Session Best
 ■ Crossing the finish line in pit lane

Lap	Time	Sector 1	Sector 2	Sector 3	Kph	Elapsed	Lap	Time	Sector 1	Sector 2	Sector 3	Kph	Elapsed		
23	Dominik KOTARBA MAJKUTEWICZ POL							35	Stanislaw JEDLINSKI POL						
	Lukas Motorsport								GT3 Poland						
	PORSCHE GT3 CUP 991								PORSCHE GT3 CUP 991						
1	3:44.563	1:42.534	1:18.152	43.877	112.3	3:44.563	1	3:31.041	1:15.482	1:28.439	47.120	119.5	3:31.041		
2	2:38.552	44.421	1:13.495	40.636	159.0	6:23.115	2	2:49.312	45.924	1:18.532	44.856	148.9	6:20.353		
3	2:45.602	44.053	1:18.013	43.536	152.3	9:08.717	3	2:47.887	45.283	1:19.236	43.368	150.2	9:08.240		
4	2:37.516	44.269	1:13.254	39.993	160.1	11:46.233	4	2:44.646	46.089	1:16.601	41.956	153.1	11:52.886		
5	2:35.671	44.489	1:11.742	39.440	162.0	14:21.904	5	2:44.542	44.648	1:17.889	42.005	153.2	14:37.428		
6	2:33.027	42.909	1:10.919	39.199	164.8	16:54.931	6	2:42.852	45.403	1:15.894	41.555	154.8	17:20.280		
7	2:49.354 B	43.373	1:11.201	54.780	148.9	19:44.285	7	2:42.575	45.780	1:15.372	41.423	155.1	20:02.855		
24	Pierre-Yves PACQUE BEL							36	Piotr WOJCIK POL						
	Speedlover								Lukas Motorsport						
	PORSCHE GT3 CUP 997								PORSCHE GT3 CUP 991						
1	4:11.698	1:58.518	1:27.976	45.204	100.2	4:11.698	1	3:37.707	1:41.330	1:14.937	41.440	115.8	3:37.707		
2	2:40.390	45.113	1:14.795	40.482	157.2	6:52.088	2	2:39.200	44.126	1:14.554	40.520	158.4	6:16.907		
3	2:36.141	43.523	1:12.464	40.154	161.5	9:28.229	3	2:27.513	41.539	1:08.357	37.617	170.9	8:44.420		
4	2:34.859	43.718	1:12.016	39.125	162.8	12:03.088	4	2:35.337	41.856	1:09.482	43.999	162.3	11:19.757		
5	2:34.395	42.991	1:11.507	39.897	163.3	14:37.483	5	4:25.261	41.849	2:43.416	59.996	95.1	15:45.018		
6	2:52.317 B	45.703	1:16.619	49.995	146.3	17:29.800	6	2:44.983 B	41.666	1:11.086	52.231	152.8	18:30.001		
25	Dylan PEREIRA LUX							37	John DE WILDE BEL						
	Lukas Motorsport								Speedlover						
	PORSCHE GT3 CUP 991								PORSCHE GT3 CUP 991						
1	2:55.707	1:03.041	1:10.275	42.391	143.5	2:55.707	1	3:28.860	1:19.306	1:27.337	42.217	120.7	3:28.860		
2	2:24.725	41.126	1:06.631	36.968	174.2	5:20.432	2	2:31.349	43.088	1:09.848	38.413	166.6	6:00.209		
3	2:24.266	40.744	1:06.541	36.981	174.8	7:44.698	3	2:30.743	42.774	1:09.081	38.888	167.3	8:30.952		
4	2:38.713 B	40.769	1:07.581	50.363	158.9	10:23.411	4	2:29.747	42.562	1:08.918	38.267	168.4	11:00.699		
5							5	3:02.012 B	52.429	1:18.693	50.890	138.5	14:02.711		
32	Santiago CREEL MEX							47	Alexandre JOUANNE FRA						
	Forch Racing								DVB Racing						
	PORSCHE GT3 CUP 991								PORSCHE GT3 CUP 991						
1	3:25.071	1:23.150	1:16.921	45.000	123.0	3:25.071	1	6:41.572	4:36.867	1:19.044	45.661	62.8	6:41.572		
2	2:32.511	43.496	1:10.123	38.892	165.3	5:57.582	2	2:27.319	40.958	1:07.299	39.062	171.2	9:08.891		
3	2:33.988	43.369	1:09.432	41.187	163.7	8:31.570	3	3:09.421	57.068	1:33.433	38.920	133.1	12:18.312		
4	2:30.231	42.690	1:09.143	38.398	167.8	11:01.801	4	2:25.380	41.052	1:07.251	37.077	173.4	14:43.692		
5	2:30.117	42.872	1:08.891	38.354	168.0	13:31.918	5	3:07.196 B	49.611	1:23.026	54.559	134.7	17:50.888		
6	2:39.214	43.011	1:09.804	46.399	158.4	16:11.132									
7	2:34.393	42.527	1:09.357	42.509	163.3	18:45.525									
8	2:41.118	44.173	1:15.779	41.166	156.5	21:26.643									
33	Juliusz SYTY POL							48	Mariusz URBANSKI POL						
	Juliusz Syty								GT3 Poland						
	PORSCHE GT3 CUP 991								PORSCHE GT3 CUP 991						
1	4:40.001	2:18.462	1:30.640	50.899	90.1	4:40.001	1	3:36.564	1:23.715	1:28.136	44.713	116.4	3:36.564		
2	2:52.555	48.359	1:21.091	43.105	146.1	7:32.556	2	2:32.127	43.202	1:10.263	38.662	165.7	6:08.691		
3	2:55.742	50.100	1:21.734	43.908	143.5	10:28.298	3	2:30.621	42.695	1:09.555	38.371	167.4	8:39.312		
4	2:48.119	47.149	1:18.546	42.424	150.0	13:16.417	4	2:31.064	42.398	1:10.200	38.466	166.9	11:10.376		
5	2:45.616	46.161	1:17.513	41.942	152.2	16:02.033	5	2:30.362	43.018	1:09.406	37.938	167.7	13:40.738		
6	2:45.199	45.567	1:18.365	41.267	152.6	18:47.232	6	2:29.770	42.028	1:09.040	38.702	168.4	16:10.508		
7	2:41.486	45.328	1:15.270	40.888	156.1	21:28.718	7	2:30.103	42.357	1:09.283	38.463	168.0	18:40.611		
8							8	3:34.115 B	50.252	1:31.469	1:12.394	117.8	22:14.726		
34	Patrick EISEMANN GER							69	Marcin JAROS POL						
	Forch Racing by Lukas Motorsport								Lukas Motorsport						
	PORSCHE GT3 CUP 991								PORSCHE GT3 CUP 991						
1	3:11.688	1:13.306	1:15.388	42.994	131.5	3:11.688	1	2:42.479	53.851	1:09.517	39.111	155.2	2:42.479		
2	2:27.185	41.736	1:08.024	37.425	171.3	5:38.873	2	2:26.281	41.372	1:07.499	37.410	172.4	5:08.760		
3	2:25.353	41.196	1:07.237	36.920	173.5	8:04.226	3	2:26.314	41.212	1:07.616	37.486	172.3	7:35.074		
4	2:34.285 B	41.026	1:07.659	45.600	163.4	10:38.511	4	2:26.666	40.996	1:08.048	37.622	171.9	10:01.740		
5							5	2:38.529 B	40.844	1:08.913	48.772	159.1	12:40.269		



PORSCHE GT3 CUP BENELUX - CENTRAL EUROPE


SPA EURO RACE

QUALIFYING 1

Analysis

■ Personal Best
 ■ Session Best
 B Crossing the finish line in pit lane

Lap	Time	Sector 1	Sector 2	Sector 3	Kph	Elapsed	Lap	Time	Sector 1	Sector 2	Sector 3	Kph	Elapsed	
77	Marcin JEDLIŃSKI POL							4	2:50.379 B	42.695	1:11.773	55.911	148.0	12:45.289
	GT3 Poland													
	PORSCHE GT3 CUP 991													
1	2:44.100	51.708	1:13.687	38.705	153.7	2:44.100								
2	2:27.471	41.866	1:08.043	37.562	171.0	5:11.571								
3	2:26.930	41.548	1:07.812	37.570	171.6	7:38.501								
4	2:47.438 B	43.770	1:11.217	52.451	150.6	10:25.939								
5	5:16.873	3:12.963	1:16.237	47.673	79.6	15:42.812								
6	2:44.741	41.618	1:24.987	38.136	153.1	18:27.553								
7	2:27.421	41.547	1:08.150	37.724	171.0	20:54.974								
270	Cengiz OGUZHAN TUR							1	4:06.358	2:03.133	1:20.730	42.495	102.3	4:06.358
	GO Motorsports by DVB RACING													
	PORSCHE GT3 CUP 997													
2	2:47.764	45.944	1:16.841	44.979	150.3	6:54.122								
3	2:33.909	43.756	1:10.708	39.445	163.8	9:28.031								
4	2:32.891	43.501	1:10.419	38.971	164.9	12:00.922								
5	2:32.389	42.821	1:10.719	38.849	165.5	14:33.311								
6	2:51.506 B	43.052	1:13.892	54.562	147.0	17:24.817								
88	Romain DEEGER BEL							1	4:47.908	2:49.069	1:14.372	44.467	87.6	4:47.908
	Speedlover													
	PORSCHE GT3 CUP 991													
2	2:37.122	44.445	1:14.221	38.456	160.5	14:32.469								
3	2:29.552	42.726	1:08.992	37.834	168.6	17:02.021								
4	2:28.016	42.130	1:08.111	37.775	170.3	19:30.037								
5	2:28.178	42.240	1:08.031	37.907	170.2	21:58.215								
98	Yannick HOOGAARS BEL							1	3:21.541	42.751	1:10.371	38.419	166.4	7:19.449
	BELGIUM Racing													
	PORSCHE GT3 CUP 991													
2	2:27.111	41.892	1:07.804	37.415	171.4	5:30.067								
3	2:25.558	41.316	1:06.942	37.300	173.2	7:55.625								
4	2:26.181	41.146	1:07.187	37.848	172.5	10:21.806								
5	2:42.737 B	43.538	1:11.805	47.394	154.9	13:04.543								
99	Dylan DERDAELE BEL							1	3:14.279	1:12.660	1:17.611	44.008	129.8	3:14.279
	BELGIUM Racing													
	PORSCHE GT3 CUP 991													
2	2:26.517	41.590	1:07.718	37.209	172.1	5:33.321								
3	2:24.508	40.874	1:06.472	37.162	174.5	7:57.829								
4	2:31.329 B	41.093	1:06.679	43.557	166.6	10:29.158								
119	Piotr PARYS POL							2	2:29.755	42.211	1:09.772	37.772	168.4	5:44.034
	Lukas Motorsport													
	PORSCHE GT3 CUP 991													
3	2:24.212	41.047	1:06.340	36.825	174.8	7:51.752								
4	2:24.959	40.796	1:06.979	37.184	173.9	10:16.711								
5	2:53.733 B	44.903	1:13.378	55.452	145.1	13:10.444								
268	Arif SUYABATMAZ AUS							3	2:29.134	41.879	1:09.674	37.581	169.1	8:13.168
	GO Motorsports by DVB RACING													
	PORSCHE GT3 CUP 997													
4	2:33.164	43.218	1:11.615	38.331	164.6	11:33.101								
5	3:11.651 B	50.114	1:23.262	58.275	131.6	14:44.752								
269	Yadel OSKAN TUR							4	2:27.644	41.705	1:08.586	37.353	170.8	10:40.812
	GO Motorsports by DVB RACING													
	PORSCHE GT3 CUP 997													
1	4:48.950	2:49.892	1:14.591	44.467	87.3	4:48.950								
2	2:34.304	44.093	1:11.111	39.100	163.4	7:23.254								
3	2:31.656	42.810	1:10.216	38.630	166.3	9:54.910								



PORSCHE GT3 CUP BENELUX - CENTRAL EUROPE

SPA EURO RACE

QUALIFYING 1

Analysis

■ Personal Best ■ Session Best B Crossing the finish line in pit lane

Lap	Time	Sector 1	Sector 2	Sector 3	Kph	Elapsed	Lap	Time	Sector 1	Sector 2	Sector 3	Kph	Elapsed
-----	------	----------	----------	----------	-----	---------	-----	------	----------	----------	----------	-----	---------